



JENNIFER & ROB'S Cozy Retreat

A BEDROOM DESIGN BY **DIANE KOLAK**
Inspired Room Design | August 2009



Inspired
ROOM DESIGN.com
*It's all about you.



Dear Jennifer and Rob,

Here it is! Your one-of-a-kind eDecor Plan, inspired by you. It's a master plan for creating a room that's functional, beautiful, and comfortable. Your major need is storage space, and I'm recommending several ways you can achieve that while still preserving a sense of calm and peace in the room. Based on what you told me about your tastes and needs, I've designed the following:

- **A Space Plan.** The best way to arrange your furniture for aesthetics, function, and traffic flow.
- **3D Views.** To help you visualize your finished room and understand the space plan. The 3D Views are to scale, but colors, fabrics, and finishes are rough approximations.
- **A Color Scheme.** You'll see this most accurately on the Inspiration Board, not on the 3D Views. I've specified your paint using a Sherwin Williams fandeck. Be sure to get chips or samples from the store for the most accurate sense of color.
- **An Inspiration Board.** This is your visual guide to shopping for your room. I scoured the net for items that fit your budget style and look great in your room. You can use it as a strict shopping list if you want. Just click the descriptions and you'll be taken right to the item's web page! You can simply consider it a visual guide as you hunt for similar stuff. Or add your imagination and some elbow grease to transform that almost-right find into the perfect piece.
- **A To-Do List.** It's a simple step-by-step plan for transforming your room on your own schedule and your own budget. I've included detailed instructions where needed, but feel free to email me if anything is unclear.

I'm here to answer all your questions about this room design via email for 14 days (INSPIREDROOMDESIGN@GMAIL.COM). If you'd like additional help, just let me know and I'll arrange it. Thanks for giving me the privilege of designing your personal space!

Diane

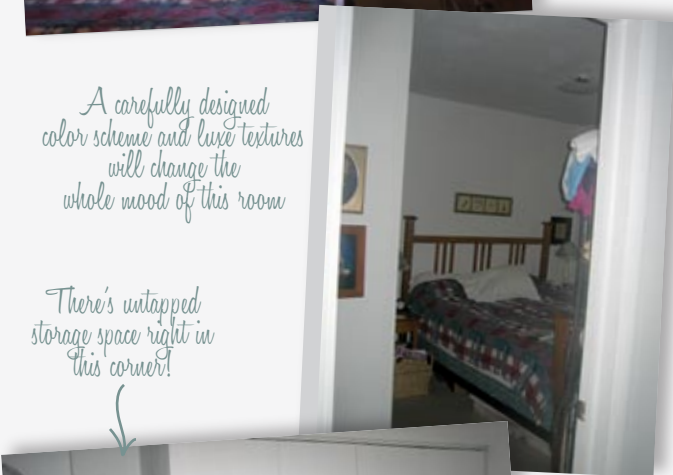
Diane Kolak
INSPIRED ROOM DESIGN

P.S. Watch your mailbox for samples of the 3 fabrics I recommended.

MASTER BEDROOM, BEFORE Traverse City, Mich.



More compact furniture will add a surprising amount of space.




A carefully designed color scheme and luxe textures will change the whole mood of this room

There's untapped storage space right in this corner!



Bi-fold doors take up a lot of space when opened.

Here's your inspiration room from a magazine... yours will look just as good!



SPACE PLAN | Jennifer and Rob's Cozy Retreat

Your required pieces:

- Queen-sized bed
- Nightstands and reading lights

Additions & alternatives:

- Custom storage unit
- Semi-custom closet system

Space problems:

- Not enough space for comfortable movement
- Not enough storage space, particularly for clothing

Space solutions:

To increase storage as well as space for movement in this tiny room, a mix of creative furniture and storage solutions are combined.

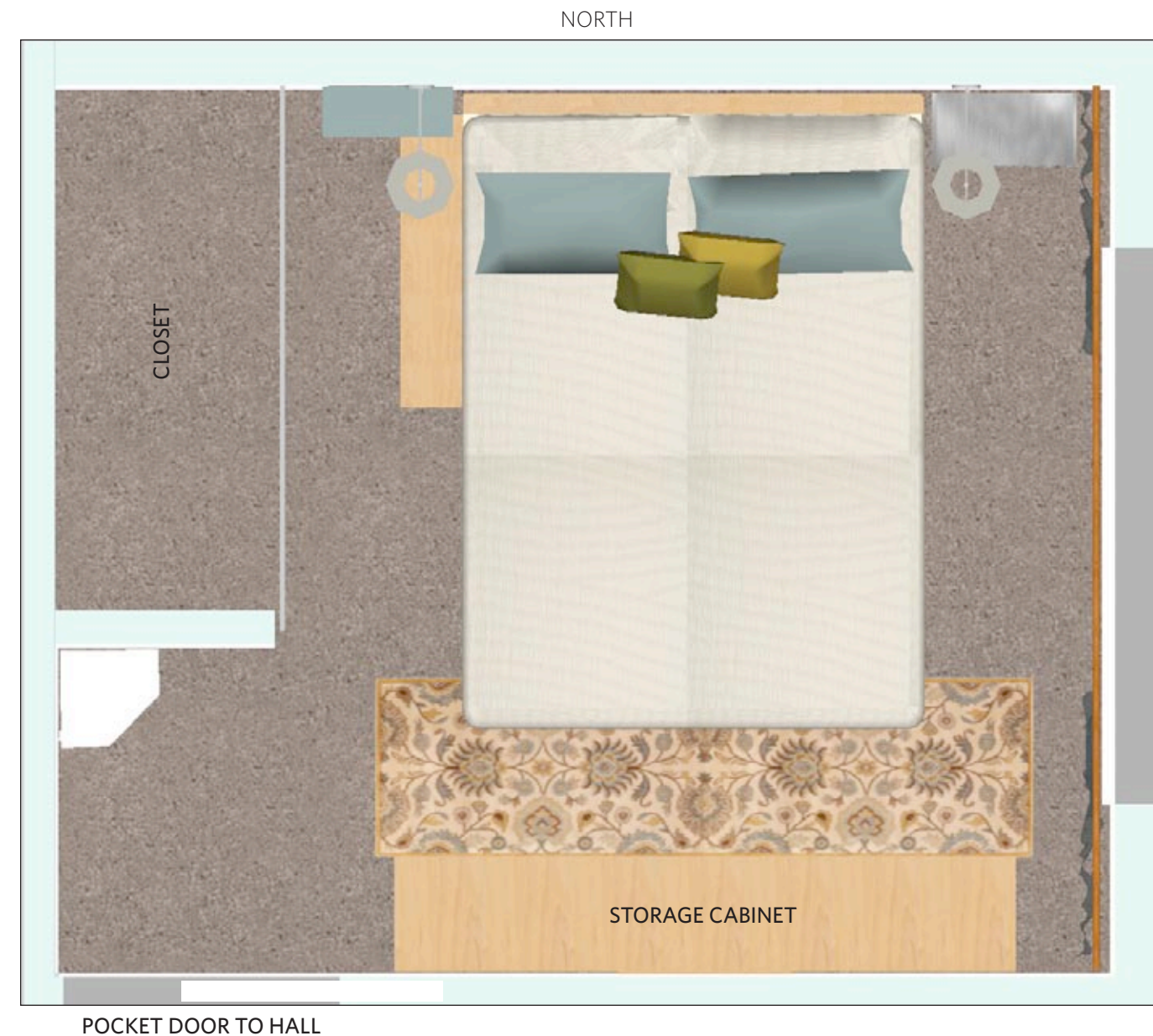
First, space will be more efficiently allocated inside the closet with a semi-custom closet system. A significant amount of storage will be added with the use of a bed with storage drawers. This bed has a sleek frame that takes up as little floor space as possible while still accommodating a queen-sized mattress.

A custom-made shallow storage unit replaces the current dresser, freeing up some floor space but adding organized space to hang shirts and jackets as well as accommodate books and smaller items on shelves. A built-in mirror preserves the function of the former dresser.

More floor space is freed up by replacing bi-fold closet doors with a sliding panel system. Installing a pocket door at the entrance would open up another area where a small corner storage cabinet could be placed.

The movement of the drawers in the storage bed requires a creative nightstand solution. Two options are presented: a C-shaped table that is open on the side closest to the bed, or a pair of painted shelves that hold essential items and give the bed somewhat of a built-in look.

Turn the page—it makes more sense in 3D!



3D VIEWS | Jennifer and Rob's Cozy Retreat



3D VIEWS | Jennifer and Rob's Cozy Retreat





Colors depicted in 3D Views are very rough approximations of actual shades.



3D VIEWS | Jennifer and Rob's Cozy Retreat

Lake-inspired color scheme

Soft blue is warmed up with tones of straw, stormy aqua, and golden green. Dye-free organic bedding adds a natural creamy tone.



Colors depicted in 3D Views are very rough approximations of actual shades.

3D VIEWS | Jennifer and Rob's Cozy Retreat

Space-saving options

Because the storage bed drawers need space to open, I developed two nightstand alternatives. On the left, a pair of simple painted shelves and a basket provide a place for bedside essentials. (Your Roomba will love this!) On the right: a sleek metal table with an open side adds another texture to the room. Go for symmetry or mix the solutions as shown for more interest. In either case, the lamps are on the wall so you have more space for other items on the surfaces.



INSPIRATION BOARD | Jennifer and Rob's Cozy Retreat

Fabrics, L to R: Beach Grass, Folly Beach, Goya Rattan
 \$6.25-8 per yard, remnants at steep discounts. newtoto.com

Use these for the upholstered headboard or for throw pillows!



BUY IT FAST!

Round Gold-Leaf Mirror with Antiqued Etched Glass
 \$235, cheapchicdecor.com

COZY IT UP IN FALL AND WINTER!



Chameleon Platform Bed with customizable panels in Natural
 \$859, humbleabode.com



Era C Table
 \$299, crateandbarrel.com

LEAVES ROOM TO OPEN BED DRAWERS.



Hunter Bayview White Wicker Ceiling Fan
 \$228, amazon.com

Paint

Main walls: Window Pane 6210
 Trim: Keep existing white
 Shelves: Underseas 6214
 Other coordinating colors: Different Gold 6396 and Sassy Green 6416
 sherwinwilliams.com



CLICK FOR PAINTING TIPS!

Swing-arm Wall Lamp in Brushed Steel
 \$50 each, bedbathandbeyond.com



Shelf Clip Brackets
 \$11 per pair, containerstore.com
 Sedona Lidded Tote
 \$25, crateandbarrel.com



BUY IT FAST!



Cindy Crawford Woven Bamboo Blinds
 39"x64" in Creamy White, \$108 for two, jcp.com



Natural sanded bamboo rod
 2 inches by 10 feet, \$28, amazulu.com

Linden Street Sheer Rod-Pocket Panels in Lake Mist
 \$38 for two, jcp.com

BUY IT FAST!



French Primrose Sliding Panel System for closet
 \$100, overstock.com

Closetmaid Wire System
 Quote required from Dale at First Class Closets in Traverse City, 499-7377



Woven Decorative Lights
 \$80-100, potterybarn.com

Wood & Rattan Table Lamp
 \$100, target.com



Corner options USE EVERY INCH!

Wicker Weave Large Corner Hamper, \$129, homedecorators.com. 3-Drawer Corner Storage Piece, \$66, ebay.com seller spinkeeper. Elite Madison Avenue Shelved Corner Floor Cabinet, \$131, amazon.com. With Shaker Boxes, \$95 for 3, shakerworkshop.com



BUY IT FAST!

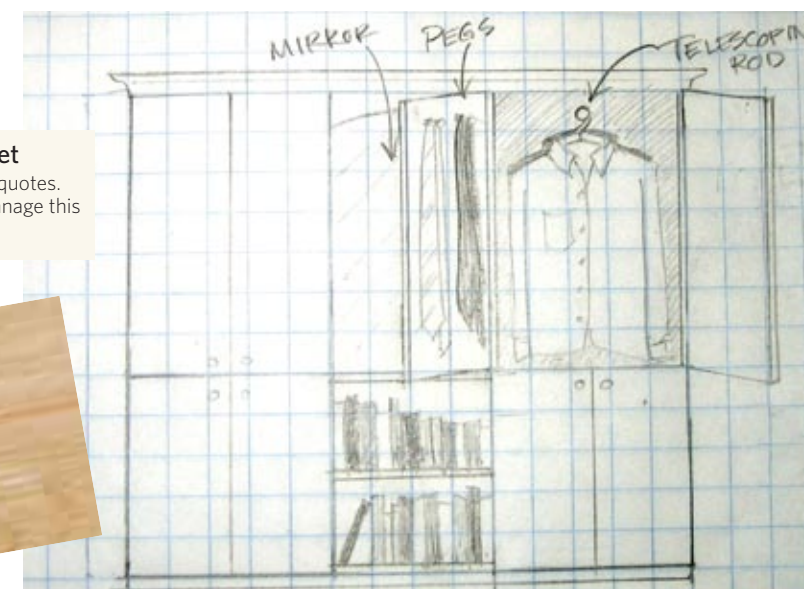


Chrome Wall-mount Magazine Rack
 \$14, stacksandstacks.com



Beach Reflections
 Original acrylic painting on ceiling tin, \$125, Etsy seller ToniGroteArt, etsy.com

BUY IT FAST!



Custom-built storage cabinet

\$60 for finished drawing to obtain quotes. Let's discuss your options: I can manage this process or you may do it yourself.

Severn Wool Runner in Beige
 2 x 8, \$129, homedecorators.com

MIXING PATTERNS GIVES A ROOM A "COLLECTED" FEEL AND KEEPS IT FROM LOOKING TOO MATCHED.



Made in the U.S. with sustainable hardwood and has a 10-year warranty.



TO-DO LIST | Cozy Retreat

- Buy important items from the Inspiration Board.** Products sell out quickly at the most popular sites, and sometimes larger items and custom pieces take a few weeks to arrive. **BUY IT FAST!** You'll see this symbol on items that are in danger of selling out quickly.
- Hire a carpenter to make the custom cabinet.** This will require one hour of my time (\$60) to make a finished drawing of the piece. I can also request quotes and manage the process through delivery if you wish.
- Clear the room and paint the walls.** Ceiling and trim can stay white.
- Have the closet storage system quoted and professionally installed.** Dale at First Class Closets can also install the panel system if you wish.
- If you choose to hang the **shelves as nightstands**, have four 8"-wide by ¾"-thick boards cut to 18" long at a building supply store. Sand the rough ends. Prime and paint them with two coats of Underseas, then install the shelf brackets and insert the shelves.
- Install the ceiling fan.** This is pretty simple since the wiring is already in place.
- Install the new blinds and draperies.**
- Assemble the bed inside the room.**
- Move the custom cabinet into place.**
- Accessorize.** Bring in the fun stuff!
- Take some "after" photos and send them to me.** You'll get \$25 off your next eDecor Plan!
- Sit back and enjoy your new room.** It's a soothing retreat and a fine anniversary gift. :)

Throw Pillows

Elmwood, Wildwood, and Olwyn,
\$19-24, homedecorators.com



INSPIRED ROOM DESIGN eDecor

A NOTE ABOUT YOUR BUDGET

You can use your Inspiration Board as a shopping list: click the links and buy it all! I selected items priced in line with the budget we discussed. Even so, redoing a whole room can add up quickly. So if your budget requires more restraint, choose the key pieces you want to buy and then use the Inspiration Board as a visual helper when shopping at discount stores, thrift and consignment shops, rummage sales, Ebay or Craigslist. Here are some tips to help you get the look for less.



Get familiar with your Inspiration Board and the good stuff will start to stand out from the clutter. Shopping is easier when you have a style focus.

Proportion and line are more important than color or finish. Study your plan and try to find items similar in size and shape to the recommended pieces. Many bargain pieces can be reupholstered or painted to match the look you want, as long as the proportions are right. **Learn to overlook minor flaws.** A well-made piece with a small flaw is a better buy than something new but cheaply made. Consider buying a floor model whenever possible.

Consider using pieces you already own. Take a walk through your house or garage with a fresh eye toward re-purposing. With paint, fabric, or just a cleaning, the perfect piece might be hiding under the dust.

Take advantage of the sales help. You have the perfect way to communicate with a salesperson. Show them your room design and they can help you find pieces within your budget that may not be on display.

Save this PDF file to your iPod or phone. It will always be handy for reference and price comparisons.

Take your time. Spreading purchases over a longer period of time makes them easier to handle. Divide your To-Do List into stages. You might find a couple of bargains because you waited.

Still stumped? Use your 14-day unlimited email privilege. If you're in love with something that you can't afford, email me. I may be able to suggest a different piece, or a way to modify something you already own.

Talk us up!

REFER A FRIEND WHO BUYS AN
eDECOR PLAN AND GET
10% OFF YOUR NEXT ONE!

Inspired
ROOM DESIGN.com
*It's all about you.

Inspired Room Design eDecor Plans are for reference and inspiration. Recommendations are based on the best information available from the client. Because accuracy depends on the client's photos and measurements, selections cannot be guaranteed to work in your space. Be sure to measure again and research all recommendations before purchasing. Colors are shown as accurately as technology allows, but monitors and printers vary greatly. Always obtain swatches when color accuracy is important. Items recommended for purchase are guaranteed available at the time of submittal but no later. Should an item become unavailable, Inspired Room Design can help you find a similar piece within 14 days of receipt of your room design. I pride myself on my ability to sense the tastes and preferences of a homeowner based on my extensive design questionnaire. In the rare case that a room design really misses the mark or has gross inaccuracies, let me know exactly what's wrong within 14 days and I will modify your plan to your liking. Room design and page layouts ©Inspired Room Design, LLC and InspiredRoomDesign.com.